

School District
 Joint Agreement

Accounting Basis:

Cash
 Accrual

SCHOOL DISTRICT/JOINT AGREEMENT BUDGET FORM *
July 1, 2020 - June 30, 2021

Unbalanced budget, however, a deficit reduction plan is not required at this time.

Date of Amended Budget: _____
(MM/DD/YY)

District Name: ILLINI WEST HIGH SCHOOL DISTRICT #307

District RCDT No: 26-034-3070-16

If your FY20 AFR states that you need to do a deficit reduction plan and your FY21 budget is balanced please state the measures you took to have your budget become balanced. (Bckgrnd-Assumpt 25-26)

Budget of ILLINI WEST HIGH SCHOOL DISTRICT #307, County of Hancock, State of Illinois, for the Fiscal Year beginning July 1, 2020 and ending June 30, 2021.

WHEREAS the Board of Education of ILLINI WEST HIGH SCHOOL DISTRICT #307, County of HANCOCK, State of Illinois, caused to be prepared in tentative form a budget, and the Secretary of this Board has made the same conveniently available to public inspection for at least thirty days prior to final action thereon; AND WHEREAS a public hearing was held as to such budget on the 16th day of September, 20 20, notice of said hearing was given at least thirty days prior thereto as required by law, and all other legal requirements have been complied with;

NOW, THEREFORE, Be it resolved by the Board of Education of said district as follows:



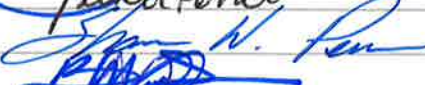


Section 1: That the fiscal year of this school district be and the same hereby is fixed and declared to be beginning July 1, 2020 and ending June 30, 2021.

Section 2: That the following budget containing an estimate of amounts available in each Fund, separately, and expenditures from each be and the same is hereby adopted as the budget of this school district for said fiscal year.

ADOPTION OF BUDGET

The budget shall be approved and signed below by members of the School Board. Adopted this

day of September, 20 20 by a roll call vote of 6 Yeas, and 0 Nays, to wit: 16th

** MEMBERS VOTING YEA:	** MEMBERS VOTING NAY:
	
	
	
	
	

* Based on the 23 Illinois Administrative Code-Part 100 and inconformity with Section 17-1 of the School Code.
** Type in the members who voted "YEA" nor "NAY". Actual school board member signatures are not required for electronic submission.

- (1) A certified copy of this document must be filed with the county clerk within 30 days of adoption as required by Section 18-50 of the Property Tax Code (35 ILCS 200/18-50).
- (2) Districts are required to submit the adopted/amended budget electronically to ISBE within 30 days of adoption or by October 30, whichever comes first. Budgets are submitted to **School Finance Report (SFR)**: <https://sec1.isbe.net/attachmgr/default.aspx>
The electronic version does not require member signatures, we do not accept PDF copies.

BUDGET SUMMARY

	A	B	C	D	E	F	G	H	I	J	K	L
1	<i>Begin entering data on EstRev 5-10 and EstExp 11-17 tabs.</i>		(10)	(20)	(30)	(40)	(50)	(60)	(70)	(80)	(90)	
2	Description: Enter Whole Numbers Only	Acct #	Educational	Operations & Maintenance	Debt Service	Transportation	Municipal Retirement/ Social Security	Capital Projects	Working Cash	Tort	Fire Prevention & Safety	
3	ESTIMATED BEGINNING FUND BALANCE July 1, 2020 ¹ (without Student Activity Funds)		1,821,654	658,393	0	377,300	230,153	4,899	426,514	457,343	367,220	
4	RECEIPTS/REVENUES (without Student Activity Funds)											
5	LOCAL SOURCES	1000	1,840,208	586,365	0	200,994	87,000	50	79,081	276,000	76,500	
6	FLOW-THROUGH RECEIPTS/REVENUES FROM ONE DISTRICT TO ANOTHER DISTRICT	2000										
7	STATE SOURCES	3000	1,326,282	50,000	0	191,561	0	0	0	0	0	
8	FEDERAL SOURCES	4000	212,495	11,000	0	0	0	0	0	0	0	
9	Total Direct Receipts/Revenues ⁸		3,443,985	647,365	0	392,555	87,000	50	79,081	276,000	76,500	
10	Receipts/Revenues for "On Behalf" Payments ²	3998										
11	Total Receipts/Revenues		3,443,985	647,365	0	392,555	87,000	50	79,081	276,000	76,500	
12	DISBURSEMENTS/EXPENDITURES (without Student Activity Funds)											
13	INSTRUCTION	1000	2,529,004				58,700			5,850		
14	SUPPORT SERVICES	2000	783,137	468,762		476,072	125,240	0		536,158	50,000	
15	COMMUNITY SERVICES	3000	0	50,000		0	0			0		
16	PAYMENTS TO OTHER DISTRICTS & GOVT UNITS	4000	291,000	100,000	0	40,000	0	0		0	0	
17	DEBT SERVICES	5000	0	0	0	0	0			0	0	
18	PROVISION FOR CONTINGENCIES	6000	0	0	0	0	0	0		0	0	
19	Total Direct Disbursements/Expenditures ⁹		3,603,141	618,762	0	516,072	183,940	0		542,008	50,000	
20	Disbursements/Expenditures for "On Behalf" Payments ²	4180	0	0	0	0	0	0		0	0	
21	Total Disbursements/Expenditures		3,603,141	618,762	0	516,072	183,940	0		542,008	50,000	
22	Excess of Direct Receipts/Revenues Over (Under) Direct Disbursements/Expenditures		(159,156)	28,603	0	(123,517)	(96,940)	50	79,081	(266,008)	26,500	
23	OTHER SOURCES/USES OF FUNDS											
24	OTHER SOURCES OF FUNDS (7000)											
25	PERMANENT TRANSFER FROM VARIOUS FUNDS											
26	Abolishment the Working Cash Fund ¹⁶	7110										
27	Abatement of the Working Cash Fund ¹⁶	7110										
28	Transfer of Working Cash Fund Interest	7120										
29	Transfer Among Funds	7130										
30	Transfer of Interest	7140										
31	Transfer from Capital Projects Fund to O&M Fund	7150		0								
32	Transfer of Excess Fire Prev & Safety Tax & Interest ³ Proceeds to O&M Fund	7160		0								
33	Transfer of Excess Accumulated Fire Prev & Safety Bond and Int ^{3a} Proceeds to Debt Service Fund	7170			0							
34	SALE OF BONDS (7200)											
35	Principal on Bonds Sold ⁴	7210										
36	Premium on Bonds Sold	7220										
37	Accrued Interest on Bonds Sold	7230										
38	Sale or Compensation for Fixed Assets ⁵	7300										
39	Transfer to Debt Service to Pay Principal on Capital Leases	7400			0							
40	Transfer to Debt Service Fund to Pay Interest on Capital Leases	7500			0							
41	Transfer to Debt Service Fund to Pay Principal on Revenue Bonds	7600			0							
42	Transfer to Debt Service Fund to Pay Interest on Revenue Bonds	7700			0							
43	Transfer to Capital Projects Fund	7800						0				
44	ISBE Loan Proceeds	7900										
45	Other Sources Not Classified Elsewhere	7990										
46	Total Other Sources of Funds ⁸		0	0	0	0	0	0	0	0	0	

	A	B	C	D	E	F	G	H	I	J	K	L
1	<i>Begin entering data on EstRev 5-10 and EstExp 11-17 tabs.</i>		(10)	(20)	(30)	(40)	(50)	(60)	(70)	(80)	(90)	
2	Description: Enter Whole Numbers Only	Acct #	Educational	Operations & Maintenance	Debt Service	Transportation	Municipal Retirement/ Social Security	Capital Projects	Working Cash	Tort	Fire Prevention & Safety	
47	OTHER USES OF FUNDS (8000)											
49	TRANSFER TO VARIOUS OTHER FUNDS (8100)											
50	Abolishment or Abatement of the Working Cash Fund ¹⁶	8110							0			
51	Transfer of Working Cash Fund Interest	8120							0			
52	Transfer Among Funds	8130										
53	Transfer of Interest ⁶	8140										
54	Transfer from Capital Projects Fund to O&M Fund	8150										
55	Transfer of Excess Fire Prev & Safety Tax & Interest ³ Proceeds to O&M Fund	8160										
56	Transfer of Excess Accumulated Fire Prev & Safety Bond ^{3a} and Int Proceeds to Debt Service Fund	8170										
57	Taxes Pledged to Pay Principal on Capital Leases	8410										
58	Grants/Reimbursements Pledged to Pay Principal on Capital Leases	8420										
59	Other Revenues Pledged to Pay Principal on Capital Leases	8430										
60	Fund Balance Transfers Pledged to Pay Principal on Capital Leases	8440										
61	Taxes Pledged to Pay Interest on Capital Leases	8510										
62	Grants/Reimbursements Pledged to Pay Interest on Capital Leases	8520										
63	Other Revenues Pledged to Pay Interest on Capital Leases	8530										
64	Fund Balance Transfers Pledged to Pay Interest on Capital Leases	8540										
65	Taxes Pledged to Pay Principal on Revenue Bonds	8610										
66	Grants/Reimbursements Pledged to Pay Principal on Revenue Bonds	8620										
67	Other Revenues Pledged to Pay Principal on Revenue Bonds	8630										
68	Fund Balance Transfers Pledged to Pay Principal on Revenue Bonds	8640										
69	Taxes Pledged to Pay Interest on Revenue Bonds	8710										
70	Grants/Reimbursements Pledged to Pay Interest on Revenue Bonds	8720										
71	Other Revenues Pledged to Pay Interest on Revenue Bonds	8730										
72	Fund Balance Transfers Pledged to Pay Interest on Revenue Bonds	8740										
73	Taxes Transferred to Pay for Capital Projects	8810										
74	Grants/Reimbursements Pledged to Pay for Capital Projects	8820										
75	Other Revenues Pledged to Pay for Capital Projects	8830										
76	Fund Balance Transfers Pledged to Pay for Capital Projects	8840										
77	Transfer to Debt Service Fund to Pay Principal on ISBE Loans	8910										
78	Other Uses Not Classified Elsewhere	8990										
79	Total Other Uses of Funds ⁹		0	0	0	0	0	0	0	0	0	
80	Total Other Sources/Uses of Fund		0	0	0	0	0	0	0	0	0	
81	ESTIMATED ENDING FUND BALANCE June 30, 2021 (Without Student Activity Funds)		1,662,498	686,996	0	253,783	133,213	4,949	505,595	191,335	393,720	
82												
83	Student Activity ESTIMATED BEGINNING FUND BALANCE July 1, 2020 Fund 11		172,841									
84	RECEIPTS/REVENUES (For Student Activity Funds)											
85	Total Student Activity Direct Receipts/Revenues (Local Sources)	1799	120,000									
86	DISBURSEMENTS/EXPENDITURES (For Student Activity Funds)											
87	Total Student Activity Direct Disbursements/Expenditures	1999	120,000									
88	Excess of Direct Receipts/Revenues Over (Under) Direct Disbursements/Expenditures		0									
89	Student Activity ESTIMATED ENDING FUND BALANCE June 30, 2021		172,841									
90												
91	Total ESTIMATED BEGINNING FUND BALANCE July 1, 2020 (All Sources Including Student Activity Funds)		1,994,495	658,393	0	377,300	230,153	4,899	426,514	457,343	367,220	
92	RECEIPTS/REVENUES (All Sources with Student Activity Funds)											
93	LOCAL SOURCES	1000	1,960,208	586,365	0	200,994	87,000	50	79,081	276,000	76,500	
94	FLOW-THROUGH RECEIPTS/REVENUES FROM ONE DISTRICT TO ANOTHER DISTRICT	2000	65,000	0		0	0					
95	STATE SOURCES	3000	1,326,282	50,000	0	191,561	0	0	0	0	0	

	A	B	C	D	E	F	G	H	I	J	K	L
1	<i>Begin entering data on EstRev 5-10 and EstExp 11-17 tabs.</i>		(10)	(20)	(30)	(40)	(50)	(60)	(70)	(80)	(90)	
2	Description: Enter Whole Numbers Only	Acct #	Educational	Operations & Maintenance	Debt Service	Transportation	Municipal Retirement/ Social Security	Capital Projects	Working Cash	Tort	Fire Prevention & Safety	
96	FEDERAL SOURCES	4000	212,495	11,000	0	0	0	0	0	0	0	0
97	Total Direct Receipts/Revenues ⁸		3,563,985	647,365	0	392,555	87,000	50	79,081	276,000	76,500	
98	Receipts/Revenues for "On Behalf" Payments ²	3998	0	0	0	0	0	0	0	0	0	0
99	Total Receipts/Revenues		3,563,985	647,365	0	392,555	87,000	50	79,081	276,000	76,500	
100	DISBURSEMENTS/EXPENDITURES (All Sources with Student Activity Funds)											
101	INSTRUCTION	1000	2,649,004				58,700			5,850		
102	SUPPORT SERVICES	2000	783,137	468,762		476,072	125,240	0		536,158	50,000	
103	COMMUNITY SERVICES	3000	0	50,000		0	0			0		
104	PAYMENTS TO OTHER DISTRICTS & GOVT UNITS	4000	291,000	100,000	0	40,000	0	0		0	0	
105	DEBT SERVICES	5000	0	0	0	0	0			0	0	
106	PROVISION FOR CONTINGENCIES	6000	0	0	0	0	0	0		0	0	
107	Total Direct Disbursements/Expenditures ⁹		3,723,141	618,762	0	516,072	183,940	0		542,008	50,000	
108	Disbursements/Expenditures for "On Behalf" Payments ²	4180	0	0	0	0	0	0		0	0	
109	Total Disbursements/Expenditures		3,723,141	618,762	0	516,072	183,940	0		542,008	50,000	
110	Excess of Direct Receipts/Revenues Over (Under) Direct Disbursements/Expenditures		(159,156)	28,603	0	(123,517)	(96,940)	50	79,081	(266,008)	26,500	
111	OTHER SOURCES/USES OF FUNDS											
112	OTHER SOURCES OF FUNDS (7000)											
113	Total Other Sources of Funds ⁸		0	0	0	0	0	0	0	0	0	0
114	OTHER USES OF FUNDS (8000)											
116	Total Other Uses of Funds ⁹		0	0	0	0	0	0	0	0	0	0
117	Total Other Sources/Uses of Fund		0	0	0	0	0	0	0	0	0	0
118	ESTIMATED ENDING FUND BALANCE June 30, 2021 (All Sources With student Activity Funds)		1,835,339	686,996	0	253,783	133,213	4,949	505,595	191,335	393,720	
119												
120	SUMMARY OF EXPENDITURES Without Student Activity Funds (by Major Object)											
121	Description	Acct #	(10)	(20)	(30)	(40)	(50)	(60)	(70)	(80)	(90)	Total By Object
122	Object Name											
124	Salaries	100	2,115,913	149,000		294,650		0		260,408	0	2,819,971
125	Employee Benefits	200	612,152	22,000		24,625	183,940	0		68,600	0	911,317
126	Purchased Services	300	356,098	323,400	0	144,547		0		188,000	0	1,012,045
127	Supplies & Materials	400	139,550	56,000		51,750		0		10,000	0	257,300
128	Capital Outlay	500	71,650	65,000		0		0		15,000	50,000	201,650
129	Other Objects	600	307,778	3,362	0	500	0	0		0	0	311,640
130	Non-Capitalized Equipment	700	0	0		0		0		0	0	0
131	Termination Benefits	800	0	0		0		0		0	0	0
132	Total Expenditures		3,603,141	618,762	0	516,072	183,940	0		542,008	50,000	5,513,923

SUMMARY OF CASH TRANSACTIONS

	A	B	C	D	E	F	G	H	I	J	K
1			(10)	(20)	(30)	(40)	(50)	(60)	(70)	(80)	(90)
2	Description: Enter Whole Numbers Only	Acct #	Educational	Operations & Maintenance	Debt Service	Transportation	Municipal Retirement/ Social Security	Capital Projects	Working Cash	Tort	Fire Prevention & Safety
3	BEGINNING CASH BALANCE ON HAND July 1, 2020 ⁷ (Without Student Activity Funds)		1,821,654	658,393	0	377,300	230,153	4,899	426,514	457,343	367,220
4	Total Direct Receipts & Other Sources ⁸		3,443,985	647,365	0	392,555	87,000	50	79,081	276,000	76,500
5	OTHER RECEIPTS										
6	Interfund Loans Payable (Loans from Other Funds)	411									
7	Interfund Loans Receivable (Repayment of Loans)	141									
8	Notes and Warrants Payable	433									
9	Other Current Assets	199									
10	Total Other Receipts		0	0	0	0	0	0	0	0	0
11	Total Direct Receipts, Other Sources, & Other Receipts		3,443,985	647,365	0	392,555	87,000	50	79,081	276,000	76,500
12	Total Amount Available		5,265,639	1,305,758	0	769,855	317,153	4,949	505,595	733,343	443,720
13	Total Direct Disbursements & Other Uses ⁹		3,603,141	618,762	0	516,072	183,940	0	0	542,008	50,000
14	OTHER DISBURSEMENTS										
15	Interfund Loans Receivable (Loans to Other Funds) ¹⁰	141									
16	Interfund Loans Payable (Repayment of Loans)	411									
17	Notes and Warrants Payable	433									
18	Other Current Liabilities	499									
19	Total Other Disbursements		0	0	0	0	0	0	0	0	0
20	Total Direct Disbursements, Other Uses, & Other Disbursements		3,603,141	618,762	0	516,072	183,940	0	0	542,008	50,000
21	ENDING CASH BALANCE ON HAND June 30, 2021 ⁷ (Without Student Activity Funds)		1,662,498	686,996	0	253,783	133,213	4,949	505,595	191,335	393,720
22											
23	Activity Funds BEGINNING CASH BALANCE ON HAND July 1, 2020 ⁷		172,841								
24	Total Direct Receipts & Other Sources ⁸		120,000								
25	Total Amount Available		292,841								
26	Total Direct Disbursements & Other Uses ⁹		120,000								
27	Activity funds ENDING CASH BALANCE ON HAND June 30, 2021 ⁷		172,841								
28											
29	Total BEGINNING CASH BALANCE ON HAND July 1, 2020 ⁷ (With Student Activity Funds)		1,994,495	658,393	0	377,300	230,153	4,899	426,514	457,343	367,220
30	Total Direct Receipts & Other Sources ⁸		3,563,985	647,365	0	392,555	87,000	50	79,081	276,000	76,500
31	Total Other Receipts		0	0	0	0	0	0	0	0	0
32	Total Direct Receipts, Other Sources, & Other Receipts		3,563,985	647,365	0	392,555	87,000	50	79,081	276,000	76,500
33	Total Amount Available		5,558,480	1,305,758	0	769,855	317,153	4,949	505,595	733,343	443,720
34	Total Direct Disbursements & Other Uses ⁹		3,723,141	618,762	0	516,072	183,940	0	0	542,008	50,000
35	Total Other Disbursements		0	0	0	0	0	0	0	0	0
36	Total Direct Disbursements, Other Uses, & Other Disbursements		3,723,141	618,762	0	516,072	183,940	0	0	542,008	50,000
37	Total ENDING CASH BALANCE ON HAND June 30, 2021 ⁷ (With Student Activity Funds)		1,835,339	686,996	0	253,783	133,213	4,949	505,595	191,335	393,720

1	A	B	C	D	E	F	G	H	I	J	K
2	Description: Enter Whole Numbers Only	Acct #	(10) Educational	(20) Operations & Maintenance	(30) Debt Service	(40) Transportation	(50) Municipal Retirement/ Social Security	(60) Capital Projects	(70) Working Cash	(80) Tort	(90) Fire Prevention & Safety
3	RECEIPTS/REVENUES FROM LOCAL SOURCES (1000)										
4	AD VALOREM TAXES LEVIED BY LOCAL EDUCATION AGENCY	1100									
5	Designated Purposes Levies ¹¹ (1110-1120)	-	1,618,695	539,565		184,994	15,000		77,081	275,000	74,000
6	Leasing Purposes Levy ¹²	1130	77,081								
7	Special Education Purposes Levy	1140	30,832								
8	FICA and Medicare Only Levies	1150					70,000				
9	Area Vocational Construction Purposes Levy	1160									
10	Summer School Purposes Levy	1170									
11	Other Tax Levies (Describe & Itemize)	1190									
12	Total Ad Valorem Taxes Levied by District		1,726,608	539,565	0	184,994	85,000	0	77,081	275,000	74,000
13	PAYMENTS IN LIEU OF TAXES	1200									
14	Mobile Home Privilege Tax	1210									
15	Payments from Local Housing Authority	1220									
16	Corporate Personal Property Replacement Taxes ¹³	1230									
17	Other Payments in Lieu of Taxes (Describe & Itemize)	1290									
18	Total Payments in Lieu of Taxes		0	0	0	0	0	0	0	0	0
19	TUITION	1300									
20	Regular Tuition from Pupils or Parents (In State)	1311									
21	Regular Tuition from Other Districts (In State)	1312									
22	Regular Tuition from Other Sources (In State)	1313									
23	Regular Tuition from Other Sources (Out of State)	1314									
24	Summer School Tuition from Pupils or Parents (In State)	1321									
25	Summer School Tuition from Other Districts (In State)	1322									
26	Summer School Tuition from Other Sources (In State)	1323									
27	Summer School Tuition from Other Sources (Out of State)	1324									
28	CTE Tuition from Pupils or Parents (In State)	1331									
29	CTE Tuition from Other Districts (In State)	1332									
30	CTE Tuition from Other Sources (In State)	1333									
31	CTE Tuition from Other Sources (Out of State)	1334									
32	Special Education Tuition from Pupils or Parents (In State)	1341									
33	Special Education Tuition from Other Districts (In State)	1342									
34	Special Education Tuition from Other Sources (In State)	1343									
35	Special Education Tuition from Other Sources (Out of State)	1344									
36	Adult Tuition from Pupils or Parents (In State)	1351									
37	Adult Tuition from Other Districts (In State)	1352									
38	Adult Tuition from Other Sources (In State)	1353									
39	Adult Tuition from Other Sources (Out of State)	1354									
40	Total Tuition		0								
41	TRANSPORTATION FEES	1400									
42	Regular Transportation Fees from Pupils or Parents (In State)	1411									
43	Regular Transportation Fees from Other Districts (In State)	1412									
44	Regular Transportation Fees from Other Sources (In State)	1413									
45	Regular Transportation Fees from Co-curricular Activities (In State)	1415									
46	Regular Transportation Fees from Other Sources (Out of State)	1416									
47	Summer School Transportation Fees from Pupils or Parents (In State)	1421									
48	Summer School Transportation Fees from Other Districts (In State)	1422									
49	Summer School Transportation Fees from Other Sources (In State)	1423									
50	Summer School Transportation Fees from Other Sources (Out of State)	1424									
51	CTE Transportation Fees from Pupils or Parents (In State)	1431									
52	CTE Transportation Fees from Other Districts (In State)	1432									
53	CTE Transportation Fees from Other Sources (In State)	1433									
54	CTE Transportation Fees from Other Sources (Out of State)	1434									
55	Special Education Transportation Fees from Pupils or Parents (In State)	1441									

1	A	B	C	D	E	F	G	H	I	J	K
2	Description: Enter Whole Numbers Only	Acct #	(10) Educational	(20) Operations & Maintenance	(30) Debt Service	(40) Transportation	(50) Municipal Retirement/ Social Security	(60) Capital Projects	(70) Working Cash	(80) Tort	(90) Fire Prevention & Safety
56	Special Education Transportation Fees from Other Districts (In State)	1442									
57	Special Education Transportation Fees from Other Sources (In State)	1443									
58	Special Education Transportation Fees from Other Sources (Out of State)	1444									
59	Adult Transportation Fees from Pupils or Parents (In State)	1451									
60	Adult Transportation Fees from Other Districts (In State)	1452									
61	Adult Transportation Fees from Other Sources (In State)	1453									
62	Adult Transportation Fees from Other Sources (Out of State)	1454									
63	Total Transportation Fees					0					
64	EARNINGS ON INVESTMENTS	1500									
65	Interest on Investments	1510	15,000	2,000	0	1,000	2,000	50	2,000	1,000	2,500
66	Gain or Loss on Sale of Investments	1520									
67	Total Earnings on Investments		15,000	2,000	0	1,000	2,000	50	2,000	1,000	2,500
68	FOOD SERVICE	1600									
69	Sales to Pupils - Lunch	1611	12,000								
70	Sales to Pupils - Breakfast	1612									
71	Sales to Pupils - A la Carte	1613									
72	Sales to Pupils - Other (Describe & Itemize)	1614									
73	Sales to Adults	1620	1,000								
74	Other Food Service (Describe & Itemize)	1690									
75	Total Food Service		13,000								
76	DISTRICT/SCHOOL ACTIVITY INCOME	1700									
77	Admissions - Athletic	1711	13,500								
78	Admissions - Other	1719	2,000								
79	Fees	1720									
80	Book Store Sales	1730									
81	Other District/School Activity Revenue (Describe & Itemize)	1790									
82	Student Activity Fund Revenues	1799	120,000								
83	Total District/School Activity Income (without Student Activity Funds 1799)		15,500	0							
84	Total District/School Activity Income (with Student Activity Funds 1799)		135,500								
85	TEXTBOOK INCOME	1800									
86	Rentals - Regular Textbooks	1811	20,000								
87	Rentals - Summer School Textbooks	1812									
88	Rentals - Adult/Continuing Education Textbooks	1813									
89	Rentals - Other (Describe)	1819									
90	Sales - Regular Textbooks	1821									
91	Sales - Summer School Textbooks	1822									
92	Sales - Adult/Continuing Education Textbooks	1823									
93	Sales - Other (Describe & Itemize)	1829	100								
94	Other (Describe & Itemize)	1890									
95	Total Textbooks		20,100								
96	OTHER REVENUE FROM LOCAL SOURCES	1900									
97	Rentals	1910		18,300							
98	Contributions and Donations from Private Sources	1920									
99	Impact Fees from Municipal or County Governments	1930									
100	Services Provided Other Districts	1940									
101	Refund of Prior Years' Expenditures	1950	2,000								
102	Payments of Surplus Moneys from TIF Districts	1960	43,000								
103	Drivers' Education Fees	1970	3,000								
104	Proceeds from Vendors' Contracts	1980									
105	School Facility Occupation Tax Proceeds	1983									
106	Payment from Other Districts	1991	500	21,500		15,000					
107	Sale of Vocational Projects	1992									
108	Other Local Fees (Describe & Itemize)	1993									

1	A	B	C	D	E	F	G	H	I	J	K
2	Description: Enter Whole Numbers Only	Acct #	(10) Educational	(20) Operations & Maintenance	(30) Debt Service	(40) Transportation	(50) Municipal Retirement/ Social Security	(60) Capital Projects	(70) Working Cash	(80) Tort	(90) Fire Prevention & Safety
109	Other Local Revenues (Describe & Itemize)	1999	1,500	5,000							
110	Total Other Revenue from Local Sources		50,000	44,800	0	15,000	0	0	0	0	0
111	Total Receipts/Revenues from Local Sources (without Student Activity Funds 1799)	1000	1,840,208	586,365	0	200,994	87,000	50	79,081	276,000	76,500
112	Total Receipts/Revenues from Local Sources (with Student Activity Funds 1799)		1,960,208								
FLOW-THROUGH RECEIPTS/REVENUES FROM ONE DISTRICT TO ANOTHER DISTRICT (2000)											
113											
114	Flow-Through Revenue from State Sources	2100	65,000								
115	Flow-Through Revenue from Federal Sources	2200									
116	Other Flow-Through Revenue (Describe & Itemize)	2300									
117	Total Flow-Through Receipts/Revenues From District to Another District	One 2000	65,000	0		0	0				
RECEIPTS/REVENUES FROM STATE SOURCES (3000)											
UNRESTRICTED GRANTS-IN-AID (3001-3099)											
119											
120	Evidence Based Funding Formula (Section 18-8.15)	3001	1,168,282								
121	Reorganization Incentives (Accounts 3005-3021)	3005									
122	Fast Growth District Grants	3030									
123	Other Unrestricted Grants-In-Aid From State Sources (Describe & Itemize)	3099									
124	Total Unrestricted Grants-In-Aid		1,168,282	0	0	0	0	0		0	0
RESTRICTED GRANTS-IN-AID (3100-3900)											
SPECIAL EDUCATION											
126											
127	Special Education - Private Facility Tuition	3100									
128	Special Education - Funding for Children Requiring Sp Ed Services	3105									
129	Special Education - Personnel	3110									
130	Special Education - Orphanage - Individual	3120	60,000								
131	Special Education - Orphanage - Summer Individual	3130									
132	Special Education - Summer School	3145									
133	Special Education - Other (Describe & Itemize)	3199									
134	Total Special Education		60,000	0		0					
CAREER AND TECHNICAL EDUCATION (CTE)											
135											
136	CTE - Technical Education - Tech Prep	3200									
137	CTE - Secondary Program Improvement (CTEI)	3220	75,000								
138	CTE - WECEP	3225									
139	CTE - Agriculture Education	3235	6,500								
140	CTE - Instructor Practicum	3240									
141	CTE - Student Organizations	3270									
142	CTE - Other (Describe & Itemize)	3299	6,000								
143	Total Career and Technical Education		87,500	0			0				
BILINGUAL EDUCATION											
144											
145	Bilingual Education - Downstate - TPI and TBE	3305									
146	Bilingual Education - Downstate - Transitional Bilingual Education	3310									
147	Total Bilingual Education		0				0				
148	State Free Lunch & Breakfast	3360	500								
149	School Breakfast Initiative	3365									
150	Driver Education	3370	10,000								
151	Adult Education (from ICCB)	3410									
152	Adult Education - Other (Describe & Itemize)	3499									
TRANSPORTATION											
153											
154	Transportation - Regular and Vocational	3500				139,401					
155	Transportation - Special Education	3510				52,160					

	A	B	C	D	E	F	G	H	I	J	K
1			(10)	(20)	(30)	(40)	(50)	(60)	(70)	(80)	(90)
2	Description: Enter Whole Numbers Only	Acct #	Educational	Operations & Maintenance	Debt Service	Transportation	Municipal Retirement/ Social Security	Capital Projects	Working Cash	Tort	Fire Prevention & Safety
156	Transportation - Other (Describe & Itemize)	3599									
157	Total Transportation		0	0		191,561	0				
158	Learning Improvement - Change Grants	3610									
159	Scientific Literacy	3660									
160	Truant Alternative/Optional Education	3695									
161	Early Childhood - Block Grant	3705									
162	Chicago General Education Block Grant	3766									
163	Chicago Educational Services Block Grant	3767									
164	School Safety & Educational Improvement Block Grant	3775									
165	Technology - Technology for Success	3780									
166	State Charter Schools	3815									
167	Extended Learning Opportunities - Summer Bridges	3825									
168	Infrastructure Improvements - Planning/Construction	3920									
169	School Infrastructure - Maintenance Projects	3925		50,000							
170	Other Restricted Revenue from State Sources (Describe & Itemize)	3999									
171	Total Restricted Grants-In-Aid		158,000	50,000	0	191,561	0	0	0	0	0
172	Total Receipts/Revenues from State Sources	3000	1,326,282	50,000	0	191,561	0	0	0	0	0
173	RECEIPTS/REVENUES FROM FEDERAL SOURCES (4000)										
174	UNRESTRICTED GRANTS-IN-AID RECEIVED DIRECTLY FROM FEDERAL GOVT. (4001-4009)										
175	Federal Impact Aid	4001									
176	Other Unrestricted Grants-In-Aid Received Directly from the Federal Govt. (Describe & Itemize)	4009									
177	Total Unrestricted Grants-In-Aid Received Directly from Fed Govt		0	0	0	0	0	0	0	0	0
178	RESTRICTED GRANTS-IN-AID RECEIVED DIRECTLY FROM FEDERAL GOVT (4045-4090)										
179	Head Start	4045									
180	Construction (Impact Aid)	4050									
181	MAGNET	4060									
182	Other Restricted Grants-In-Aid Received Directly from Federal Govt. (Describe & Itemize)	4090									
183	Total Restricted Grants-In-Aid Received Directly from Federal Govt.		0	0		0	0	0			0
184	RESTRICTED GRANTS-IN-AID RECEIVED FROM FEDERAL GOVT. THRU THE STATE (4100-4999)										
185	TITLE V										
186	Title V - Flexibility and Accountability	4100									
187	Title V - SEA Projects	4105									
188	Title V - Rural Education Initiative (REI)	4107									
189	Title V - Other (Describe & Itemize)	4199									
190	Total Title V		0	0		0	0				
191	FOOD SERVICE										
192	Breakfast Start-Up Expansion	4200									
193	National School Lunch Program	4210	27,000								
194	Special Milk Program	4215									
195	School Breakfast Program	4220	7,500								
196	Summer Food Service Admin/Program	4225									
197	Child and Adult Care Food Program	4226									
198	Fresh Fruit and Vegetables	4240									
199	Food Service - Other (Describe & Itemize)	4299									
200	Total Food Service		34,500				0				
201	TITLE I										
202	Title I - Low Income	4300	95,613								

1	A	B	C	D	E	F	G	H	I	J	K
2	Description: Enter Whole Numbers Only	Acct #	(10) Educational	(20) Operations & Maintenance	(30) Debt Service	(40) Transportation	(50) Municipal Retirement/ Social Security	(60) Capital Projects	(70) Working Cash	(80) Tort	(90) Fire Prevention & Safety
203	Title I - Low Income - Neglected, Private	4305									
204	Title I - Migrant Education	4340									
205	Title I - Other (Describe & Itemize)	4399									
206	Total Title I		95,613	0		0	0				
207	TITLE IV										
208	Title IV - Student Support & Academic Enrichment Grant	4400									
209	Title IV - 21st Century	4421									
210	Title IV - Other (Describe & Itemize)	4499									
211	Total Title IV		0	0		0	0				
212	FEDERAL - SPECIAL EDUCATION										
213	Federal Special Education - Preschool Flow-Through	4600									
214	Federal Special Education - Preschool Discretionary	4605									
215	Federal Special Education - IDEA Flow Through	4620	77,382								
216	Federal Special Education - IDEA Room & Board	4625									
217	Federal Special Education - IDEA Discretionary	4630									
218	Federal Special Education - IDEA - Other (Describe & Itemize)	4699									
219	Total Federal Special Education		77,382	0		0	0				
220	CTE - PERKINS										
221	CTE - Perkins-Title III E Tech Prep	4770									
222	CTE - Other (Describe & Itemize)	4799									
223	Total CTE - Perkins		0	0			0				
224	Federal - Adult Education	4810									
225	ARRA - General State Aid - Education Stabilization	4850									
226	ARRA - Title I - Low Income	4851									
227	ARRA - Title I - Neglected, Private	4852									
228	ARRA - Title I - Delinquent, Private	4853									
229	ARRA - Title I - School Improvement (Part A)	4854									
230	ARRA - Title I - School Improvement (Section 1003g)	4855									
231	ARRA - IDEA - Part B - Preschool	4856									
232	ARRA - IDEA - Part B - Flow-Through	4857									
233	ARRA - Title IID - Technology - Formula	4860									
234	ARRA - Title IID - Technology - Competitive	4861									
235	ARRA - McKinney - Vento Homeless Education	4862									
236	ARRA - Child Nutrition Equipment Assistance	4863									
237	Impact Aid Formula Grants	4864									
238	Impact Aid Competitive Grants	4865									
239	Qualified Zone Academy Bond Tax Credits	4866									
240	Qualified School Construction Bond Credits	4867									
241	Build America Bond Tax Credits	4868									
242	Build America Bond Interest Reimbursement	4869									
243	ARRA - General State Aid - Other Government Services Stabilization	4870									
244	Other ARRA Funds - II	4871									
245	Other ARRA Funds - III	4872									
246	Other ARRA Funds - IV	4873									
247	Other ARRA Funds - V	4874									
248	ARRA - Early Childhood	4875									
249	Other ARRA Funds - VII	4876									
250	Other ARRA Funds - VIII	4877									
251	Other ARRA Funds - IX	4878									
252	Other ARRA Funds - X	4879									
253	Other ARRA Funds - Ed Job Fund Program	4880									
254	Total Stimulus Programs		0	0	0	0	0	0		0	0
255	Race to the Top Program	4901									
256	Race to the Top - Preschool Expansion Grant	4902									

ESTIMATED RECEIPTS/REVENUES

1	A	B	C	D	E	F	G	H	I	J	K
2	Description: Enter Whole Numbers Only	Acct #	(10) Educational	(20) Operations & Maintenance	(30) Debt Service	(40) Transportation	(50) Municipal Retirement/ Social Security	(60) Capital Projects	(70) Working Cash	(80) Tort	(90) Fire Prevention & Safety
257	Title III - Instruction for English Learners & Immigrant Students	4905									
258	Title III - English Language Acquisition	4909									
259	McKinney Education for Homeless Children	4920									
260	Title II - Eisenhower - Professional Development Formula	4930									
261	Title II - Teacher Quality	4932									
262	Federal Charter Schools	4960									
263	State Assessment Grants	4981									
264	Grant for State Assessments and Related Activities	4982									
265	Medicaid Matching Funds - Administrative Outreach	4991	5,000								
266	Medicaid Matching Funds - Fee-For-Service Program	4992									
267	Other Restricted Grants Received from Federal Government through State (Describe & Itemize)	4999		11,000							
268	Total Restricted Grants-In-Aid Received from Federal Govt. Thru the State		212,495	11,000	0	0	0	0		0	0
269	TOTAL RECEIPTS/REVENUES FROM FEDERAL SOURCES	4000	212,495	11,000	0	0	0	0	0	0	0
270	TOTAL DIRECT RECEIPTS/REVENUES (without Student Activity Funds 1799)		3,443,985	647,365	0	392,555	87,000	50	79,081	276,000	76,500
271	TOTAL DIRECT RECEIPTS/REVENUES (with Student Activity Funds 1799)		3,563,985								

1	A	B	C	D	E	F	G	H	I	J	K
2	Description: Enter Whole Numbers Only	Funct #	(100) Salaries	(200) Employee Benefits	(300) Purchased Services	(400) Supplies & Materials	(500) Capital Outlay	(600) Other Objects	(700) Non-Capitalized Equipment	(800) Termination Benefits	(900) Total
3	10 - EDUCATIONAL FUND (ED)										
4	INSTRUCTION (ED)	1000									
5	Regular Programs	1100	1,008,951	316,276	29,350	20,500	1,000	811	0	0	1,376,888
6	Tuition Payment to Charter Schools	1115									0
7	Pre-K Programs	1125									0
8	Special Education Programs (Functions 1200 - 1220)	1200	183,000	70,200	1,100	1,500					255,800
9	Special Education Programs Pre-K	1225									0
10	Remedial and Supplemental Programs K-12	1250	82,790	10,000	51,915	677		27,267			172,649
11	Remedial and Supplemental Programs Pre-K	1275									0
12	Adult/Continuing Education Programs	1300									0
13	CTE Programs	1400	203,487	64,700	2,500	9,250	35,650				315,587
14	Interscholastic Programs	1500	126,000	10,300	29,450	23,610	4,000	6,500			199,860
15	Summer School Programs	1600									0
16	Gifted Programs	1650									0
17	Driver's Education Programs	1700	52,000	16,520	2,200	2,500					73,220
18	Bilingual Programs	1800									0
19	Truant Alternative & Optional Programs	1900									0
20	Pre-K Programs - Private Tuition	1910									0
21	Regular K-12 Programs - Private Tuition	1911									0
22	Special Education Programs K-12 Private Tuition	1912						135,000			135,000
23	Special Education Programs Pre-K Tuition	1913									0
24	Remedial/Supplemental Programs K-12 Private Tuition	1914									0
25	Remedial/Supplemental Programs Pre-K Private Tuition	1915									0
26	Adult/Continuing Education Programs Private Tuition	1916									0
27	CTE Programs Private Tuition	1917									0
28	Interscholastic Programs Private Tuition	1918									0
29	Summer School Programs Private Tuition	1919									0
30	Gifted Programs Private Tuition	1920									0
31	Bilingual Programs Private Tuition	1921									0
32	Truants Alternative/Opt Ed Programs Private Tuition	1922									0
33	Student Activity Fund Expenditures	1999						120,000			120,000
34	Total Instruction¹⁴ (Without Student Activity Funds 1999)	1000	1,656,228	487,996	116,515	58,037	40,650	169,578	0	0	2,529,004
35	Total Instruction¹⁴ (With Student Activity Funds 1999)	1000	1,656,228	487,996	116,515	58,037	40,650	289,578	0	0	2,649,004
36	SUPPORT SERVICES (ED)	2000									
37	Support Services - Pupil	2100									
38	Attendance & Social Work Services	2110									0
39	Guidance Services	2120	61,700	17,600		500					79,800
40	Health Services	2130				6,043					6,043
41	Psychological Services	2140				500					500
42	Speech Pathology & Audiology Services	2150									0
43	Other Support Services - Pupils (Describe & Itemize)	2190									0
44	Total Support Services - Pupil	2100	61,700	17,600	0	7,043	0	0	0	0	86,343
45	Support Services - Instructional Staff	2200									
46	Improvement of Instruction Services	2210			19,633						19,633
47	Educational Media Services	2220			200	29,260					29,460
48	Assessment & Testing	2230			2,500		15,000				17,500
49	Total Support Services - Instructional Staff	2200	0	0	22,333	29,260	15,000	0	0	0	66,593
50	Support Services - General Administration	2300									
51	Board of Education Services	2310			7,000	7,000		2,800			16,800
52	Executive Administration Services	2320	113,985	33,956	2,250	300		1,500			151,991
53	Special Area Administration Services	2330									0
54	Tort Immunity Services	2360 - 2370									0
55	Total Support Services - General Administration	2300	113,985	33,956	9,250	7,300	0	4,300	0	0	168,791
56	Support Services - School Administration	2400									
57	Office of the Principal Services	2410	194,000	53,200	1,000	250		1,400			249,850
58	Other Support Services - School Administration (Describe & Itemize)	2490									0

1	A	B	C	D	E	F	G	H	I	J	K
2	Description: Enter Whole Numbers Only	Funct #	(100) Salaries	(200) Employee Benefits	(300) Purchased Services	(400) Supplies & Materials	(500) Capital Outlay	(600) Other Objects	(700) Non-Capitalized Equipment	(800) Termination Benefits	(900) Total
59	Total Support Services - School Administration	2400	194,000	53,200	1,000	250	0	1,400	0	0	249,850
60	Support Services - Business	2500									
61	Direction of Business Support Services	2510									0
62	Fiscal Services	2520	44,000	9,700	500	7,400					61,600
63	Operation & Maintenance of Plant Services	2540									0
64	Pupil Transportation Services	2550									0
65	Food Services	2560									0
66	Internal Services	2570									0
67	Total Support Services - Business	2500	44,000	9,700	500	7,400	0	0	0	0	61,600
68	Support Services - Central	2600									
69	Direction of Central Support Services	2610									0
70	Planning, Research, Development & Evaluation Services	2620									0
71	Information Services	2630									0
72	Staff Services	2640									0
73	Data Processing Services	2660	46,000	9,700	27,500	30,260	16,000				129,460
74	Total Support Services - Central	2600	46,000	9,700	27,500	30,260	16,000	0	0	0	129,460
75	Other Support Services (Describe & Itemize)	2900			20,500						20,500
76	Total Support Services	2000	459,685	124,156	81,083	81,513	31,000	5,700	0	0	783,137
77	COMMUNITY SERVICES (ED)	3000									0
78	PAYMENTS TO OTHER DIST & GOVT UNITS (ED)	4000									0
79	Payments to Other Dist & Govt Units (In-State)	4100									0
80	Payments for Regular Programs	4110									0
81	Payments for Special Education Programs	4120			96,500						96,500
82	Payments for Adult/Continuing Education Programs	4130									0
83	Payments for CTE Programs	4140									0
84	Payments for Community College Programs	4170									0
85	Other Payments to In-State Govt Units (Describe & Itemize)	4190			62,000						62,000
86	Total Payments to Other Dist & Govt Units (In-State)	4100			158,500			0			158,500
87	Payments for Regular Programs - Tuition	4210						2,500			2,500
88	Payments for Special Education Programs - Tuition	4220						130,000			130,000
89	Payments for Adult/Continuing Education Programs - Tuition	4230									0
90	Payments for CTE Programs - Tuition	4240									0
91	Payments for Community College Programs - Tuition	4270									0
92	Payments for Other Programs - Tuition	4280									0
93	Other Payments to In-State Govt Units (Describe & Itemize)	4290									0
94	Total Payments to Other Dist & Govt Units - Tuition (In State)	4200						132,500			132,500
95	Payments for Regular Programs - Transfers	4310									0
96	Payments for Special Education Programs - Transfers	4320									0
97	Payments for Adult/Continuing Ed Programs - Transfers	4330									0
98	Payments for CTE Programs - Transfers	4340									0
99	Payments for Community College Program - Transfers	4370									0
100	Payments for Other Programs - Transfers	4380									0
101	Other Payments to In-State Govt Units - Transfers (Describe & Itemize)	4390									0
102	Total Payments to Other Dist & Govt Units-Transfers (In State)	4300			0			0			0
103	Payments to Other Dist & Govt Units (Out of State)	4400									0
104	Total Payments to Other Dist & Govt Units	4000			158,500			132,500			291,000
105	DEBT SERVICE (ED)	5000									0
106	Debt Service - Interest on Short-Term Debt	5100									0
107	Tax Anticipation Warrants	5110									0
108	Tax Anticipation Notes	5120									0
109	Corporate Personal Property Repl Tax Anticipated Notes	5130									0
110	State Aid Anticipation Certificates	5140									0
111	Other Interest on Short-Term Debt (Describe & Itemize)	5150									0
112	Total Debt Service - Interest on Short-Term Debt	5100						0			0
113	Debt Service - Interest on Long-Term Debt	5200									0
114	Total Debt Service	5000						0			0
115	PROVISION FOR CONTINGENCIES (ED)	6000									0

1	A	B	C	D	E	F	G	H	I	J	K
2	Description: Enter Whole Numbers Only	Func #	(100) Salaries	(200) Employee Benefits	(300) Purchased Services	(400) Supplies & Materials	(500) Capital Outlay	(600) Other Objects	(700) Non-Capitalized Equipment	(800) Termination Benefits	(900) Total
116	Total Direct Disbursements/Expenditures (without Student Activity Funds (1999))		2,115,913	612,152	356,098	139,550	71,650	307,778	0	0	3,603,141
117	Total Direct Disbursements/Expenditures (with Student Activity Funds (1999))		2,115,913	612,152	356,098	139,550	71,650	427,778	0	0	3,723,141
118	Excess (Deficiency) of Receipts/Revenues Over Disbursements/Expenditures (Without Student Activity Funds 1999)										(159,156)
119	Excess (Deficiency) of Receipts/Revenues Over Disbursements/Expenditures (With Student Activity Funds 1999)										(159,156)
121	20 - OPERATIONS AND MAINTENANCE FUND (O&M)										
122	SUPPORT SERVICES (O&M)	2000									
123	Support Services - Pupil	2100									
124	Other Support Services - Pupils (Describe & Itemize)	2190									0
125	Support Services - Business	2500									
126	Direction of Business Support Services	2510									0
127	Facilities Acquisition & Construction Services	2530									0
128	Operation & Maintenance of Plant Services	2540	149,000	22,000	152,000	56,000	15,000				394,000
129	Pupil Transportation Services	2550									0
130	Food Services	2560									0
131	Total Support Services - Business	2500	149,000	22,000	152,000	56,000	15,000	0	0	0	394,000
132	Other Support Services (Describe & Itemize)	2900			71,400			3,362			74,762
133	Total Support Services	2000	149,000	22,000	223,400	56,000	15,000	3,362	0	0	468,762
134	COMMUNITY SERVICES (O&M)	3000					50,000				50,000
135	PAYMENTS TO OTHER DIST & GOVT UNITS (O&M)	4000									
136	Payments to Other Dist & Govt Units (In-State)	4100									
137	Payments for Regular Programs	4110									0
138	Payments for Special Education Programs	4120									0
139	Payments for CTE Program	4140									0
140	Other Payments to In-State Govt Units (Describe & Itemize)	4190			100,000						100,000
141	Total Payments to Other Dist & Govt Units (In-State)	4100			100,000			0			100,000
142	Payments to Other Dist & Govt Units (Out of State) ¹⁴	4400									0
143	Total Payments to Other Dist & Govt Unit	4000			100,000			0			100,000
144	DEBT SERVICE (O&M)	5000									
145	Debt Service - Interest on Short-Term Debt	5100									
146	Tax Anticipation Warrants	5110									0
147	Tax Anticipation Notes	5120									0
148	Corporate Personal Prop Repl Tax Anticipated Notes	5130									0
149	State Aid Anticipation Certificates	5140									0
150	Other Interest on Short-Term Debt (Describe & Itemize)	5150									0
151	Total Debt Service - Interest on Short-Term Debt	5100						0			0
152	Debt Service - Interest on Long-Term Debt	5200									0
153	Total Debt Service	5000						0			0
154	PROVISION FOR CONTINGENCIES (O&M)	6000									0
155	Total Direct Disbursements/Expenditures		149,000	22,000	323,400	56,000	65,000	3,362	0	0	618,762
156	Excess (Deficiency) of Receipts/Revenues Over Disbursements/Expenditures										28,603
157											
158	30 - DEBT SERVICE FUND (DS)										
159	PAYMENTS TO OTHER DIST & GOVT UNITS (DS)	4000									
160	Payments to Other Dist & Govt Units (In-State)	4100									
161	Payments for Regular Programs	4110									0
162	Payments for Special Education Programs	4120									0
163	Other Payments to In-State Govt Units (Describe & Itemize)	4190									0
164	Total Payments to Other Dist & Govt Units (In-State)	4000						0			0
165	DEBT SERVICE (DS)	5000									
166	Debt Service - Interest on Short-Term Debt	5100									
167	Tax Anticipation Warrants	5110									0

1	A	B	C	D	E	F	G	H	I	J	K
2	Description: Enter Whole Numbers Only	Func #	(100) Salaries	(200) Employee Benefits	(300) Purchased Services	(400) Supplies & Materials	(500) Capital Outlay	(600) Other Objects	(700) Non-Capitalized Equipment	(800) Termination Benefits	(900) Total
168	Tax Anticipation Notes	5120									0
169	Corporate Personal Prop Repl Tax Anticipation Notes	5130									0
170	State Aid Anticipation Certificates	5140									0
171	Other Interest on Short-Term Debt (Describe & Itemize)	5150									0
172	Total Debt Service - Interest On Short-Term Debt	5100						0			0
173	Debt Service - Interest on Long-Term Debt	5200									0
174	Debt Service - Payments of Principal on Long-Term Debt ¹⁵ (Lease/Purchase Principal Retired)	5300									0
175	Debt Service Other (Describe & Itemize)	5400									0
176	Total Debt Service	5000			0			0			0
177	PROVISION FOR CONTINGENCIES (DS)	6000									0
178	Total Direct Disbursements/Expenditures				0			0			0
179	Excess (Deficiency) of Receipts/Revenues Over Disbursements/Expenditures										0
180											0
181	40 - TRANSPORTATION FUND (TR)										
182	SUPPORT SERVICES (TR)	2000									
183	Support Services - Pupils	2100									
184	Other Support Services - Pupils (Describe & Itemize)	2190									0
185	Support Services - Business										
186	Pupil Transportation Services	2550	294,650	24,625	104,547	51,750		500			476,072
187	Other Support Services (Describe & Itemize)	2900									0
188	Total Support Services	2000	294,650	24,625	104,547	51,750	0	500	0	0	476,072
189	COMMUNITY SERVICES (TR)	3000									0
190	PAYMENTS TO OTHER DIST & GOVT UNITS (TR)	4000									
191	Payments to Other Dist & Govt Units (In-State)	4100									
192	Payments for Regular Program	4110			40,000						40,000
193	Payments for Special Education Programs	4120									0
194	Payments for Adult/Continuing Education Programs	4130									0
195	Payments for CTE Programs	4140									0
196	Payments for Community College Programs	4170									0
197	Other Payments to In-State Govt Units (Describe & Itemize)	4190									0
198	Total Payments to Other Dist & Govt Units (In-State)	4100			40,000			0			40,000
199	Payments to Other Dist & Govt Units (Out-of-State) (Describe & Itemize)	4400									0
200	Total Payments to Other Dist & Govt Units	4000			40,000			0			40,000
201	DEBT SERVICE (TR)	5000									
202	Debt Service - Interest on Short-Term Debt	5100									
203	Tax Anticipation Warrants	5110									0
204	Tax Anticipation Notes	5120									0
205	Corporate Personal Prop Repl Tax Anticipation Notes	5130									0
206	State Aid Anticipation Certificates	5140									0
207	Other Interest on Short-Term Debt (Describe and Itemize)	5150									0
208	Total Debt Service - Interest On Short-Term Debt	5100						0			0
209	Debt Service - Interest on Long-Term Debt	5200									0
210	Debt Service - Payments of Principal on Long-Term Debt ¹⁵ (Lease/Purchase Principal Retired)	5300									0
211	Debt Service - Other (Describe and Itemize)	5400									0
212	Total Debt Service	5000						0			0
213	PROVISION FOR CONTINGENCIES (TR)	6000									0
214	Total Direct Disbursements/Expenditures		294,650	24,625	144,547	51,750	0	500	0	0	516,072
215	Excess (Deficiency) of Receipts/Revenues Over Disbursements/Expenditures										(123,517)
216											
217	50 - MUNICIPAL RETIREMENT/SOC SEC FUND (MR/SS)										
218	INSTRUCTION (MR/SS)	1000									
219	Regular Program	1100		25,000							25,000

1	A	B	C	D	E	F	G	H	I	J	K
2	Description: Enter Whole Numbers Only	Func #	(100) Salaries	(200) Employee Benefits	(300) Purchased Services	(400) Supplies & Materials	(500) Capital Outlay	(600) Other Objects	(700) Non-Capitalized Equipment	(800) Termination Benefits	(900) Total
220	Pre-K Programs	1125									0
221	Special Education Programs (Functions 1200-1220)	1200		7,000							7,000
222	Special Education Programs Pre-K	1225									0
223	Remedial and Supplemental Programs K-12	1250		12,000							12,000
224	Remedial and Supplemental Programs Pre-K	1275									0
225	Adult/Continuing Education Programs	1300									0
226	CTE Programs	1400		4,200							4,200
227	Interscholastic Programs	1500		9,000							9,000
228	Summer School Programs	1600									0
229	Gifted Programs	1650									0
230	Driver's Education Programs	1700		1,500							1,500
231	Bilingual Programs	1800									0
232	Truant Alternative & Optional Programs	1900									0
233	Total Instruction	1000		58,700							58,700
234	SUPPORT SERVICES (MR/SS)	2000									
235	Support Services - Pupil	2100									
236	Attendance & Social Work Services	2110									0
237	Guidance Services	2120		1,500							1,500
238	Health Services	2130									0
239	Psychological Services	2140									0
240	Speech Pathology & Audiology Services	2150									0
241	Other Support Services - Pupils (Describe & Itemize)	2190		100							100
242	Total Support Services - Pupil	2100		1,600							1,600
243	Support Services - Instructional Staff	2200									
244	Improvement of Instruction Services	2210									0
245	Educational Media Services	2220									0
246	Assessment & Testing	2230									0
247	Total Support Services - Instructional Staff	2200		0							0
248	Support Services - General Administration	2300									
249	Board of Education Services	2310									0
250	Executive Administration Services	2320		5,370							5,370
251	Special Area Administrative Services	2330									0
252	Claims Paid from Self Insurance Fund	2361									0
253	Workers' Compensation or Workers' Occupation Disease Acts Payments	2362									0
254	Unemployment Insurance Payments	2363									0
255	Insurance Payments (regular or self-insurance)	2364									0
256	Risk Management and Claims Services Payments	2365									0
257	Judgment and Settlements	2366									0
258	Educatl, Inspectl, Supervisory Serv. Related to Loss Prevention or Reduction	2367									0
259	Reciprocal Insurance Payments	2368									0
260	Legal Service	2369									0
261	Total Support Services - General Administration	2300		5,370							5,370
262	Support Services - School Administration	2400									
263	Office of the Principal Services	2410		12,560							12,560
264	Other Support Services - School Administration (Describe & Itemize)	2490									0
265	Total Support Services - School Administration	2400		12,560							12,560
266	Support Services - Business	2500									
267	Direction of Business Support Services	2510									0
268	Fiscal Services	2520		8,000							8,000
269	Facilities Acquisition & Construction Services	2530									0
270	Operation & Maintenance of Plant Service	2540		33,850							33,850
271	Pupil Transportation Services	2550		55,410							55,410
272	Food Services	2560									0
273	Internal Services	2570									0
274	Total Support Services - Business	2500		97,260							97,260
275	Support Services - Central	2600									
276	Direction of Central Support Services	2610									0

1	A	B	C	D	E	F	G	H	I	J	K
2	Description: Enter Whole Numbers Only	Func #	(100) Salaries	(200) Employee Benefits	(300) Purchased Services	(400) Supplies & Materials	(500) Capital Outlay	(600) Other Objects	(700) Non-Capitalized Equipment	(800) Termination Benefits	(900) Total
277	Planning, Research, Development & Evaluation Services	2620									0
278	Information Services	2630									0
279	Staff Services	2640									0
280	Data Processing Services	2660		8,450							8,450
281	Total Support Services - Central	2600		8,450							8,450
282	Other Support Services (Describe & Itemize)	2900									0
283	Total Support Services	2000		125,240							125,240
284	COMMUNITY SERVICES (MR/SS)	3000									0
285	PAYMENTS TO OTHER DIST & GOVT UNITS (MR/SS)	4000									0
286	Payments for Regular Programs	4110									0
287	Payments for Special Education Programs	4120									0
288	Payments for CTE Programs	4140									0
289	Total Payments to Other Dist & Govt Units	4000		0							0
290	DEBT SERVICE (MR/SS)	5000									0
291	Debt Service - Interest on Short-Term Debt	5100									0
292	Tax Anticipation Warrants	5110									0
293	Tax Anticipation Notes	5120									0
294	Corporate Personal Prop Repl Tax Anticipation Notes	5130									0
295	State Aid Anticipation Certificates	5140									0
296	Other (Describe & Itemize)	5150									0
297	Total Debt Service	5000						0			0
298	PROVISION FOR CONTINGENCIES (MR/SS)	6000									0
299	Total Direct Disbursements/Expenditures			183,940				0			183,940
300	Excess (Deficiency) of Receipts/Revenues Over Disbursements/Expenditures										(96,940)
302	60 - CAPITAL PROJECTS (CP)										
303	SUPPORT SERVICES (CP)	2000									0
304	Support Services - Business										0
305	Facilities Acquisition & Construction Services	2530									0
306	Other Support Services (Describe & Itemize)	2900									0
307	Total Support Services	2000	0	0	0	0	0	0	0		0
308	PAYMENTS TO OTHER DIST & GOVT UNITS (CP)	4000									0
309	Payments to Other Dist & Govt Units (In-State)	4100									0
310	Payments to Regular Programs	4110									0
311	Payment for Special Education Programs	4120									0
312	Payment for CTE Programs	4140									0
313	Payments to Other Govt Units (In-State) (Describe & Itemize)	4190									0
314	Total Payments to Other Districts & Govt Units	4000			0			0			0
315	PROVISION FOR CONTINGENCIES (CP)	6000									0
316	Total Direct Disbursements/Expenditures		0	0	0	0	0	0	0		0
317	Excess (Deficiency) of Receipts/Revenues Over Disbursements/Expenditures										50
319	70 WORKING CASH FUND (WC)										
321	80 - TORT FUND (TF)										
322	INSTRUCTION (TF)	1000									0
323	Regular Programs	1100									0
324	Tuition Payment to Charter Schools	1115									0
325	Pre-K Programs	1125									0
326	Special Education Programs (Functions 1200 - 1220)	1200									0
327	Special Education Programs Pre-K	1225									0
328	Remedial and Supplemental Programs K-12	1250									0
329	Remedial and Supplemental Programs Pre-K	1275									0
330	Adult/Continuing Education Programs	1300									0
331	CTE Programs	1400									0
332	Interscholastic Programs	1500	5,700	150							5,850

1	A	B	C	D	E	F	G	H	I	J	K
2	Description: Enter Whole Numbers Only	Funct #	(100) Salaries	(200) Employee Benefits	(300) Purchased Services	(400) Supplies & Materials	(500) Capital Outlay	(600) Other Objects	(700) Non-Capitalized Equipment	(800) Termination Benefits	(900) Total
333	Summer School Programs	1600									0
334	Gifted Programs	1650									0
335	Driver's Education Programs	1700									0
336	Bilingual Programs	1800									0
337	Truant Alternative & Optional Programs	1900									0
338	Pre-K Programs - Private Tuition	1910									0
339	Regular K-12 Programs Private Tuition	1911									0
340	Special Education Programs K-12 Private Tuition	1912									0
341	Special Education Programs Pre-K Tuition	1913									0
342	Remedial/Supplemental Programs K-12 Private Tuition	1914									0
343	Remedial/Supplemental Programs Pre-K Private Tuition	1915									0
344	Adult/Continuing Education Programs Private Tuition	1916									0
345	CTE Programs Private Tuition	1917									0
346	Interscholastic Programs Private Tuition	1918									0
347	Summer School Programs Private Tuition	1919									0
348	Gifted Programs Private Tuition	1920									0
349	Bilingual Programs Private Tuition	1921									0
350	Truants Alternative/Opt Ed Programs Private Tuition	1922									0
351	Total Instruction¹⁴	1000	5,700	150	0	0	0	0	0	0	5,850
352	SUPPORT SERVICES (TF)	2000									
353	Support Services - Pupil	2100									
354	Attendance & Social Work Services	2110									0
355	Guidance Services	2120									0
356	Health Services	2130									0
357	Psychological Services	2140									0
358	Speech Pathology & Audiology Services	2150									0
359	Other Support Services - Pupils (Describe & Itemize)	2190	6,300	950							7,250
360	Total Support Services - Pupil	2100	6,300	950	0	0	0	0	0	0	7,250
361	Support Services - Instructional Staff	2200									
362	Improvement of Instruction Services	2210									0
363	Educational Media Services	2220									0
364	Assessment & Testing	2230									0
365	Total Support Services - Instructional Staff	2200	0	0	0	0	0	0	0	0	0
366	Support Services - General Administration	2300									
367	Board of Education Services	2310									0
368	Executive Administration Services	2320	25,000	7,300							32,300
369	Special Area Administration Services	2330									0
370	Claims Paid from Self Insurance Fund	2361									0
371	Risk Management and Claims Services Payments	2365			188,000	10,000	15,000				213,000
372	Total Support Services - General Administration	2300	25,000	7,300	188,000	10,000	15,000	0	0	0	245,300
373	Support Services - School Administration	2400									
374	Office of the Principal Services	2410	37,500	9,100							46,600
375	Other Support Services - School Administration (Describe & Itemize)	2490									0
376	Total Support Services - School Administration	2400	37,500	9,100	0	0	0	0	0	0	46,600
377	Support Services - Business	2500									
378	Direction of Business Support Services	2510									0
379	Fiscal Services	2520									0
380	Operation & Maintenance of Plant Services	2540	61,000	27,000							88,000
381	Pupil Transportation Services	2550	113,638	22,100							135,738
382	Food Services	2560									0
383	Internal Services	2570									0
384	Total Support Services - Business	2500	174,638	49,100	0	0	0	0	0	0	223,738
385	Support Services - Central	2600									
386	Direction of Central Support Services	2610									0
387	Planning, Research, Development & Evaluation Services	2620									0
388	Information Services	2630									0

1	A	B	C	D	E	F	G	H	I	J	K
2	Description: Enter Whole Numbers Only	Funct #	(100) Salaries	(200) Employee Benefits	(300) Purchased Services	(400) Supplies & Materials	(500) Capital Outlay	(600) Other Objects	(700) Non-Capitalized Equipment	(800) Termination Benefits	(900) Total
389	Staff Services	2640									0
390	Data Processing Services	2660	11,270	2,000							13,270
391	Total Support Services - Central	2600	11,270	2,000	0	0	0	0	0	0	13,270
392	Other Support Services (Describe & Itemize)	2900									0
393	Total Support Services	2000	254,708	68,450	188,000	10,000	15,000	0	0	0	536,158
394	COMMUNITY SERVICES (TF)	3000									0
395	PAYMENTS TO OTHER DIST & GOVT UNITS (TF)	4000									0
396	Payments to Other Dist & Govt Units (In-State)	4100									0
397	Payments for Regular Programs	4110									0
398	Payments for Special Education Programs	4120									0
399	Payments for Adult/Continuing Education Programs	4130									0
400	Payments for CTE Programs	4140									0
401	Payments for Community College Programs	4170									0
402	Other Payments to In-State Govt Units (Describe & Itemize)	4190									0
403	Total Payments to Other Dist & Govt Units (In-State)	4100			0			0			0
404	Payments for Regular Programs - Tuition	4210									0
405	Payments for Special Education Programs - Tuition	4220									0
406	Payments for Adult/Continuing Education Programs - Tuition	4230									0
407	Payments for CTE Programs - Tuition	4240									0
408	Payments for Community College Programs - Tuition	4270									0
409	Payments for Other Programs - Tuition	4280									0
410	Other Payments to In-State Govt Units (Describe & Itemize)	4290									0
411	Total Payments to Other Dist & Govt Units - Tuition (In State)	4200			0			0			0
412	Payments for Regular Programs - Transfers	4310									0
413	Payments for Special Education Programs - Transfers	4320									0
414	Payments for Adult/Continuing Ed Programs - Transfers	4330									0
415	Payments for CTE Programs - Transfers	4340									0
416	Payments for Community College Program - Transfers	4370									0
417	Payments for Other Programs - Transfers	4380									0
418	Other Payments to In-State Govt Units - Transfers (Describe & Itemize)	4390									0
419	Total Payments to Other Dist & Govt Units-Transfers (In State)	4300			0			0			0
420	Payments to Other Dist & Govt Units (Out of State)	4400									0
421	Total Payments to Other Dist & Govt Units	4000			0			0			0
422	DEBT SERVICE (TF)	5000									0
423	Debt Service - Interest on Short-Term Debt										0
424	Tax Anticipation Warrants	5110									0
425	Corporate Personal Property Replacement Tax Anticipation Notes	5130									0
426	Other Interest or Short-Term Debt (Describe & Itemize)	5150									0
427	Total Debt Service	5000						0			0
428	PROVISION FOR CONTINGENCIES (TF)	6000									0
429	Total Direct Disbursements/Expenditures		260,408	68,600	188,000	10,000	15,000	0	0	0	542,008
430	Excess (Deficiency) of Receipts/Revenues Over Disbursements/Expenditures										(266,008)
432	90 - FIRE PREVENTION & SAFETY FUND (FP&S)										
433	SUPPORT SERVICES (FP&S)	2000									
434	Support Services - Business	2500									
435	Facilities Acquisition & Construction Services	2530					50,000				50,000
436	Operation & Maintenance of Plant Service	2540									0
437	Total Support Services - Business	2500	0	0	0	0	50,000	0	0		50,000
438	Other Support Services (Describe & Itemize)	2900									0
439	Total Support Services	2000	0	0	0	0	50,000	0	0		50,000
440	PAYMENTS TO OTHER DISTRICTS & GOVT UNITS (FP&S)	4000									
441	Payments to Regular Programs	4110									0
442	Payments to Special Education Programs	4120									0
443	Other Payments to In-State Govt Units (Describe & Itemize)	4190									0
444	Total Payments to Other Districts & Govt Units (FPS)	4000						0			0
445	DEBT SERVICE (FP&S)	5000									
446	Debt Service - Interest on Short-Term Debt	5100									

ESTIMATED DISBURSEMENTS/EXPENDITURES

1	A	B	C	D	E	F	G	H	I	J	K
2	Description: Enter Whole Numbers Only	Funct #	(100) Salaries	(200) Employee Benefits	(300) Purchased Services	(400) Supplies & Materials	(500) Capital Outlay	(600) Other Objects	(700) Non-Capitalized Equipment	(800) Termination Benefits	(900) Total
447	Tax Anticipation Warrants	5110									0
448	Other Interest on Short-Term Debt <i>(Describe & Itemize)</i>	5150									0
449	Total Debt Service - Interest on Short-Term Debt	5100						0			0
450	Debt Service - Interest on Long-Term Debt	5200									0
451	Debt Service - Payments of Principal on Long-Term Debt ¹⁵ (Lease/Purchase Principal Retired)	5300									0
452	Total Debt Service	5000						0			0
453	PROVISIONS FOR CONTINGENCIES (FP&S)	6000									0
454	Total Direct Disbursements/Expenditures		0	0	0	0	50,000	0	0		50,000
455	Excess (Deficiency) of Receipts/Revenues Over Disbursements/Expenditures										26,500

This page is provided for detailed itemizations as requested within the body of the Report.

- 1.
- 2.
- 3.
- 4.

	A	B	C	D	E	F
1	DEFICIT BUDGET SUMMARY INFORMATION - Operating Funds Only (School Districts Only)					
2	Description	EDUCATIONAL FUND (10)	OPERATIONS & MAINTENANCE FUND (20)	TRANSPORTATION FUND (40)	WORKING CASH FUND (70)	TOTAL
3	Direct Revenues	3,443,985	647,365	392,555	79,081	4,562,986
4	Direct Expenditures	3,603,141	618,762	516,072		4,737,975
5	Difference	(159,156)	28,603	(123,517)	79,081	(174,989)
6	Estimated Fund Balance - June 30, 2021	1,662,498	686,996	253,783	505,595	3,108,872
7	Unbalanced budget, however, a deficit reduction plan is not required at this time.					
8	A deficit reduction plan is required if the local board of education adopts (or amends) the 2020-21 school district budget in which the "operating funds" listed above result in direct revenues (line 9) being less than direct expenditures (line 19) by an amount equal to or greater than one-third (1/3) of the ending fund balance (line 81).					
10	Note: The balance is determined using only the four funds listed above. That is, if the estimated ending fund balance is less than three times the deficit spending, the district must adopt and file with ISBE a deficit reduction plan to balance the shortfall within three years.					
12	The School Code, Section 17-1 (105 ILCS 5/17-1) - If the 2019-2020 Annual Financial Report (AFR) reflects a deficit as defined above (page 36), then the school district shall adopt and submit a deficit reduction plan (found here on page 20-24) to ISBE within 30 days after acceptance of the AFR.					
13	The deficit reduction plan, if required, is developed using ISBE guidelines and format.					

ILLINOIS STATE BOARD OF EDUCATION
School Business Services Division

	A	B	C	D	E	F	G
1	*School Districts Only		DEFICIT REDUCTION PLAN ESTIMATED BUDGET FY2020-2021				
2							
3	26-034-3070-16						
4	<i>District Number</i>						
5	ILLINI WEST HIGH SCHOOL DISTRICT #307						
	<i>District Name</i>						
6			Educational Fund	Operations & Maintenance Fund	Transportation Fund	Working Cash Fund	Total
7	ESTIMATED BEGINNING FUND BALANCE <i>(must equal prior Ending Fund Balance)</i>		1,821,654	658,393	377,300	426,514	3,283,861
8	RECEIPTS/REVENUES	Acct #					
9	LOCAL SOURCES	1000	1,840,208	586,365	200,994	79,081	2,706,648
10	FLOW-THROUGH RECEIPTS/REVENUES FROM ONE DISTRICT TO ANOTHER DISTRICT	2000	65,000	0	0		65,000
11	STATE SOURCES	3000	1,326,282	50,000	191,561	0	1,567,843
12	FEDERAL SOURCES	4000	212,495	11,000	0	0	223,495
13	Total Receipts/Revenues		3,443,985	647,365	392,555	79,081	4,562,986
14	DISBURSEMENTS/EXPENDITURES	Funct #					
15	INSTRUCTION	1000	2,529,004				2,529,004
16	SUPPORT SERVICES	2000	783,137	468,762	476,072		1,727,971
17	COMMUNITY SERVICES	3000	0	50,000	0		50,000
18	PAYMENTS TO OTHER DISTRICTS & GOVT. UNITS	4000	291,000	100,000	40,000		431,000
19	DEBT SERVICES	5000	0	0	0		0
20	PROVISION FOR CONTINGENCIES	6000	0	0	0		0
21	Total Disbursements/Expenditures		3,603,141	618,762	516,072		4,737,975
22	Excess of Receipts/Revenue Over/(Under) Disbursements/Expenditures		(159,156)	28,603	(123,517)	79,081	(174,989)
23	OTHER SOURCES/USES OF FUNDS						
24	OTHER SOURCES OF FUNDS (7000)		0	0	0	0	0
25	OTHER USES OF FUNDS (8000)		0	0	0	0	0
26	TOTAL OTHER SOURCES/USES OF FUNDS		0	0	0	0	0
27	ESTIMATED ENDING FUND BALANCE		1,662,498	686,996	253,783	505,595	3,108,872

ILLINOIS STATE BOARD OF EDUCATION
School Business Services Division

	A	B	H	I	J	K	L
1	*School Districts Only		ESTIMATED BUDGET FY2021-2022				
2							
3	26-034-3070-16						
4	<i>District Number</i>						
5	ILLINI WEST HIGH SCHOOL DISTRICT #307						
	<i>District Name</i>		Educational Fund	Operations & Maintenance Fund	Transportation Fund	Working Cash Fund	Total
6							
7	ESTIMATED BEGINNING FUND BALANCE (must equal prior Ending Fund Balance)		1,662,498	686,996	253,783	505,595	3,108,872
8	RECEIPTS/REVENUES	Acct #					
9	LOCAL SOURCES	1000					0
10	FLOW-THROUGH RECEIPTS/REVENUES FROM ONE DISTRICT TO ANOTHER DISTRICT	2000					0
11	STATE SOURCES	3000					0
12	FEDERAL SOURCES	4000					0
13	Total Receipts/Revenues		0	0	0	0	0
14	DISBURSEMENTS/EXPENDITURES	Funct #					
15	INSTRUCTION	1000					0
16	SUPPORT SERVICES	2000					0
17	COMMUNITY SERVICES	3000					0
18	PAYMENTS TO OTHER DISTRICTS & GOVT. UNITS	4000					0
19	DEBT SERVICES	5000					0
20	PROVISION FOR CONTINGENCIES	6000					0
21	Total Disbursements/Expenditures		0	0	0		0
22	Excess of Receipts/Revenue Over/(Under) Disbursements/Expenditures		0	0	0	0	0
23	OTHER SOURCES/USES OF FUNDS						
24	OTHER SOURCES OF FUNDS (7000)						0
25	OTHER USES OF FUNDS (8000)						0
26	TOTAL OTHER SOURCES/USES OF FUNDS		0	0	0	0	0
27	ESTIMATED ENDING FUND BALANCE		1,662,498	686,996	253,783	505,595	3,108,872

ILLINOIS STATE BOARD OF EDUCATION
School Business Services Division

	A	B	M	N	O	P	Q
1	*School Districts Only		ESTIMATED BUDGET FY2022-2023				
2							
3	26-034-3070-16						
4	<i>District Number</i>						
5	ILLINI WEST HIGH SCHOOL DISTRICT #307						
	<i>District Name</i>		Educational Fund	Operations & Maintenance Fund	Transportation Fund	Working Cash Fund	Total
6							
7	ESTIMATED BEGINNING FUND BALANCE (must equal prior Ending Fund Balance)		1,662,498	686,996	253,783	505,595	3,108,872
8	RECEIPTS/REVENUES	Acct #					
9	LOCAL SOURCES	1000					0
10	FLOW-THROUGH RECEIPTS/REVENUES FROM ONE DISTRICT TO ANOTHER DISTRICT	2000					0
11	STATE SOURCES	3000					0
12	FEDERAL SOURCES	4000					0
13	Total Receipts/Revenues		0	0	0	0	0
14	DISBURSEMENTS/EXPENDITURES	Funct #					
15	INSTRUCTION	1000					0
16	SUPPORT SERVICES	2000					0
17	COMMUNITY SERVICES	3000					0
18	PAYMENTS TO OTHER DISTRICTS & GOVT. UNITS	4000					0
19	DEBT SERVICES	5000					0
20	PROVISION FOR CONTINGENCIES	6000					0
21	Total Disbursements/Expenditures		0	0	0		0
22	Excess of Receipts/Revenue Over/(Under) Disbursements/Expenditures		0	0	0	0	0
23	OTHER SOURCES/USES OF FUNDS						
24	OTHER SOURCES OF FUNDS (7000)						0
25	OTHER USES OF FUNDS (8000)						0
26	TOTAL OTHER SOURCES/USES OF FUNDS		0	0	0	0	0
27	ESTIMATED ENDING FUND BALANCE		1,662,498	686,996	253,783	505,595	3,108,872

ILLINOIS STATE BOARD OF EDUCATION
School Business Services Division

	A	B	R	S	T	U	V
1	*School Districts Only		ESTIMATED BUDGET FY2023-2024				
2							
3	26-034-3070-16						
4	<i>District Number</i>						
5	ILLINI WEST HIGH SCHOOL DISTRICT #307						
6	<i>District Name</i>		Educational Fund	Operations & Maintenance Fund	Transportation Fund	Working Cash Fund	Total
7	ESTIMATED BEGINNING FUND BALANCE (must equal prior Ending Fund Balance)		1,662,498	686,996	253,783	505,595	3,108,872
8	RECEIPTS/REVENUES	Acct #					
9	LOCAL SOURCES	1000					0
10	FLOW-THROUGH RECEIPTS/REVENUES FROM ONE DISTRICT TO ANOTHER DISTRICT	2000					0
11	STATE SOURCES	3000					0
12	FEDERAL SOURCES	4000					0
13	Total Receipts/Revenues		0	0	0	0	0
14	DISBURSEMENTS/EXPENDITURES	Funct #					
15	INSTRUCTION	1000					0
16	SUPPORT SERVICES	2000					0
17	COMMUNITY SERVICES	3000					0
18	PAYMENTS TO OTHER DISTRICTS & GOVT. UNITS	4000					0
19	DEBT SERVICES	5000					0
20	PROVISION FOR CONTINGENCIES	6000					0
21	Total Disbursements/Expenditures		0	0	0		0
22	Excess of Receipts/Revenue Over/(Under) Disbursements/Expenditures		0	0	0	0	0
23	OTHER SOURCES/USES OF FUNDS						
24	OTHER SOURCES OF FUNDS (7000)						0
25	OTHER USES OF FUNDS (8000)						0
26	TOTAL OTHER SOURCES/USES OF FUNDS		0	0	0	0	0
27	ESTIMATED ENDING FUND BALANCE		1,662,498	686,996	253,783	505,595	3,108,872

**ILLINOIS STATE BOARD OF EDUCATION
School Business Services Division**

	A	B	W	X	Y	Z
1	*School Districts Only		<p align="center">SUMMARY BUDGET ADDENDUM - DEFICIT REDUCTION PLAN ESTIMATED BUDGET Date of Adoption: _____ <i>(Enter as MM/DD/YY)</i></p>			
2						
3	26-034-3070-16					
4	District Number					
5	ILLINI WEST HIGH SCHOOL DISTRICT #307					
6	District Name		FY2020-2021	FY2021-2022	FY2022-2023	FY2023-2024
7	ESTIMATED BEGINNING FUND BALANCE <i>(must equal prior Ending Fund Balance)</i>		3,283,861	3,108,872	3,108,872	3,108,872
8	RECEIPTS/REVENUES	Acct #				
9	LOCAL SOURCES	1000	2,706,648	0	0	0
10	FLOW-THROUGH RECEIPTS/REVENUES FROM ONE DISTRICT TO ANOTHER DISTRICT	2000	65,000	0	0	0
11	STATE SOURCES	3000	1,567,843	0	0	0
12	FEDERAL SOURCES	4000	223,495	0	0	0
13	Total Receipts/Revenues		4,562,986	0	0	0
14	DISBURSEMENTS/EXPENDITURES	Funct #				
15	INSTRUCTION	1000	2,529,004	0	0	0
16	SUPPORT SERVICES	2000	1,727,971	0	0	0
17	COMMUNITY SERVICES	3000	50,000	0	0	0
18	PAYMENTS TO OTHER DISTRICTS & GOVT. UNITS	4000	431,000	0	0	0
19	DEBT SERVICES	5000	0	0	0	0
20	PROVISION FOR CONTINGENCIES	6000	0	0	0	0
21	Total Disbursements/Expenditures		4,737,975	0	0	0
22	Excess of Receipts/Revenue Over/(Under) Disbursements/Expenditures		(174,989)	0	0	0
23	OTHER SOURCES/USES OF FUNDS					
24	OTHER SOURCES OF FUNDS (7000)		0	0	0	0
25	OTHER USES OF FUNDS (8000)		0	0	0	0
26	TOTAL OTHER SOURCES/USES OF FUNDS		0	0	0	0
27	ESTIMATED ENDING FUND BALANCE		3,108,872	3,108,872	3,108,872	3,108,872

Deficit Reduction Plan-Background/Assumptions (School Districts Only)
Fiscal Year 2020-2021 through Fiscal Year 2023-2024

ILLINI WEST HIGH SCHOOL DISTRICT #307 26-034-3070-16

Please complete the following schedule and include a brief description to identify any areas of the budget that will be impacted from one year to the next. If the deficit reduction plan relies upon new local revenues, identify contingencies for further budget reductions which will be enacted in the event those new revenues are not available.

1. Background and Narrative of Budget Reductions:

2. Assumptions Used in the Deficit Reduction Plan:

- **EBF and Estimated New Tier Funding:**

- **Equal Assessed Valuation and Tax Rates:**

- **Employee Salaries and Benefits:**

- **Short and Long Term Borrowing:**

- **Educational Impact:**

- Other Assumptions:

- Has the district considered shared services or outsourcing (Ex: Transportation, Insurance) If yes please explain:

ILLINOIS STATE BOARD OF EDUCATION
 School Business Services Department (N-330)
 100 North First Street
 Springfield, IL 62777-0001

LIMITATION OF ADMINISTRATIVE COSTS WORKSHEET
 (Section 17-1.5 of the School Code)

School District Name: ILLINI WEST HIGH SCHOOL DISTRICT #307
 RCDT Number: 26-034-3070-16

Description	Funct. No.	Actual Expenditures, Fiscal Year 2020				Budgeted Expenditures, Fiscal Year 2021			
		(10) Educational Fund	(20) Operations & Maintenance Fund	(80) Tort Fund *	Total	(10) Educational Fund	(20) Operations & Maintenance Fund	(80) Tort Fund	Total
1. Executive Administration Services	2320	145,395		31,033	176,428	151,991		31,833	183,824
2. Special Area Administration Services	2330			0	0				0
3. Other Support Services - School Administration	2490			0	0				0
4. Direction of Business Support Services	2510			0	0				0
5. Internal Services	2570			0	0				0
6. Direction of Central Support Services	2610			0	0				0
7. Deduct - Early Retirement or other pension obligations required by state law and included above.					0				0
8. Totals		145,395	0	31,033	176,428	151,991	0	31,833	183,824
9. Percent Increase (Decrease) for FY2021 (Budgeted) over FY2020 (A)									4%

* For FY 2020 Tort Fund Expenditures, first complete the Limitation of Administrative Costs - Crosswalk of FY 2020 Tort Fund Expenditures, located below on lines 43-72

CERTIFICATION

I certify that the amounts shown above as Actual Expenditures, Fiscal Year 2020, agree with the amounts on the district's Annual Financial Report for Fiscal Year 2020.
 I also certify that the amounts shown above as Budgeted Expenditures, Fiscal Year 2021, agree with the amounts on the budget adopted by the Board of Education.

Signature of Superintendent

Date

Contact Name (for questions)

Contact Telephone Number

If line 9 is greater than 5% please check one box below.

- The District is ranked by ISBE in the lowest 25th percentile of like districts in administrative expenditures per student (4th quartile) and will waive the limitation by board action, subsequent to a public hearing.
- The district is unable to waive the limitation by board action and will be requesting a waiver from the General Assembly pursuant to the procedures in Chapter 105 ILCS 5/2-3.25g. Waiver applications must be postmarked by August 15, 2020 to ensure inclusion in the Fall 2020 report
- The district will amend their budget to become in compliance with the limitation.

Limitation of Administrative Costs - Crosswalk of FY 2020 Tort Fund Expenditures

The 23 Illinois Administrative Code, Part 100 Requirements for Accounting, Budgeting, Financial Reporting and Auditing, was amended effective with the beginning of FY 2021.

To assist districts with the crosswalk of its Limitation of Administrative Costs Worksheet (LAC) within the school district's FY 2021 budget, please complete the crosswalk of FY 2020 Tort Fund expenditures that would have been reflected within one of the Limitation of Administrative Costs functions if the amended rules were effective beginning with FY 2020.

If a school district has FY 2020 Tort Fund expenditures, a Limitation of Administrative Costs – Tort Fund Crosswalk must be completed and must be submitted in conjunction with the FY 2021 Limitation of Administrative Costs Worksheet.

School District Name: ILLINI WEST HIGH SCHOOL DISTRICT #307

RCDT Number: 26-034-3070-16

FY 2020 Tort Fund Expenditures	FY 2020 Function	FY 2020 Total Expenditure	How Expenditures would have been reported had FY 2021 Amended Rules been implemented for FY 2020							Total (Must agree with Expenditures in column E)
			Function 2320	Function 2330	Function 2490	Function 2510	Function 2570	Function 2610	Other Function Outside of the LAC Functions	
Claims Paid from Self Insurance Fund	2361	0								0
Workers' Compensation or Worker's Occupation Disease Acts Pymts	2362	32,654								32,654
Unemployment Insurance Payments	2363	4,866								4,866
Insurance Payments (Regular or Self-Insurance)	2364	10,919								10,919
Risk Management and Claims Services Payments	2365	56,129								56,129
Judgment and Settlements	2366	0								0
Educational, Inspectional, Supervisory Services Related to Loss Prevention or Reduction	2367	117,098	31,033							86,065
Reciprocal Insurance Payments	2368	0								0
Legal Services	2369	11,558								11,558
Property Insurance (Buildings & Grounds)	2371	38,478								38,478
Vehicle Insurance (Transportation)	2372	20,427								20,427
Totals		292,129	31,033	0	0	0	0	0	0	261,096

Please email finance1@isbe.net or call 217-785-8779 with any questions.

Reference Description

- 1 Each fund balance should correspond to the fund balance reflected on the books as of June 30th - Balance Sheet Accounts #720 and #730 (audit figures, if available).
- 2 Accounting and Financial Reporting for Certain Grants and Other Financial Assistance. The "On-Behalf" Payments should only be reflected on this page (Budget Summary, Lines 10 and 20).
- 3 Requires the secretary of the school board to notify the county clerk (within 30 days of the transfer approval) to abate an equal amount of taxes to be next extended. See Sec. 10-22.14 & 17-2.11.
- 3^a Requires notification to the county clerk to abate an equal amount from taxes next extended. See section 10-22.14
- 4 Principal on Bonds Sold:
 - (1) Funding Bonds are to be entered in the fund or funds in which the liability occurs.
 - (2) Refunding Bonds can be entered in the Debt Services Fund only.
 - (3) Building Bonds can be entered in the Capital Projects Fund only.
 - (4) Fire Prevention and Safety Bonds can be entered in the Fire Prevention & Safety Fund only.
- 5

The proceeds from the sale of school sites, buildings, or other real estate shall be used first to pay the principal and interest on any outstanding bonds on the property being sold, and after all such bonds have been retired, the remaining proceeds from the sale next shall be used by the school board to meet any urgent district needs as determined under Sections 2-3.12 and 17-2.11 of the School Code. Once these issues have been addressed, any remaining proceeds may be used for any other authorized purpose and for deposit into any district fund.
- 6 The School Code, Section 10-22.44 prohibits the transfer of interest earned on the investment of "any funds for purposes of Illinois Municipal Retirement under the Pension Code." This prohibition does not include funds for Social Security and Medicare-only purposes. For additional requirements on interest earnings, see 23 Illinois Administrative Code, Part 100, Section 100.50.
- 7 Cash plus investments must be greater than or equal to zero.
- 8 For cash basis budgets, this total will equal the Budget Summary - Total Direct Receipts/Revenues (Line 9) plus Total Other Sources of Funds (Line 46).
- 9 For cash basis budgets, this total will equal the Budget Summary - Total Direct Disbursements/Expenditures (Line 19) plus Total Other Uses of Funds (Line 79).
- 10 Working Cash Fund loans may be made to any district fund for which taxes are levied (Section 20-5 of the School Code).
- 11 Include revenue accounts 1110 through 1115, 1117, 1118 & 1120.
- 12 The School Code Section 17-2.2c. Tax for leasing educational facilities or computer technology or both, and for temporary relocation expense purposes.
- 13 Corporate personal property replacement tax revenue must be first applied to the Municipal Retirement/Social Security Fund to replace tax revenue lost due to the abolition of the corporate personal property tax (30 ILCS 115/12). This provision does not apply to taxes levied for Medicare-Only purposes.
- 14 Only tuition payments made to private facilities. See Functions 4200 or 4400 for estimated public facility disbursements/expenditures.
- 15 Payment towards the retirement of lease/purchase agreements or bonded/other indebtedness (principal only) otherwise reported within the fund - e.g.: alternate revenue bonds. (Describe & Itemize)
- 16 Only abolishment of Working Cash Fund must transfer its funds directly to the Educational Fund upon adoption of a resolution and at the close of the current school Year (see 105 ILCS 5/20-8 for further explanation)
Only abatement of working cash fund can transfer its funds to any fund in most need of money (see 105 ILCS 5/20-10 for further explanation)

CHECK FOR ERRORS	
<p>This worksheet checks various cells to assure that selected items are in balance. Out-of-balance conditions are accompanied by an error message. Errors must be corrected before the budget is finalized and submitted to ISBE.</p>	
Budget Item References	Message
Is Deficit Reduction Plan Required? (Joint Agreements do not complete a deficit reduction plan.)	Deficit reduction plan is not required.
If required, is Deficit Reduction Plan Completed (Page: DefReductPlan 23-27)?	
1. Cover Page - "School District or Joint Agreement" and "CASH or ACCRUAL"	
Check School District or Joint Agreement.	School District
Check one type of Accounting Basis used on the Cover sheet.	CASH
2. Budget Summary: Other Sources (Page BudgetSum 2-3 - Acct 7000), must equal Other Uses (BudgetSum 2-3 - Acct. 8000).	
Estimated Beginning Fund Balance July,1 2020 for all Funds (Cells C3 - K3) (Line must have a number or zero. Do not leave blank.)	OK
Estimated Activity Fund Beginning Fund Balance July,1 2020 (Cell C83) (Cell must have a number or zero. Do not leave blank.)	OK
Transfer Among Funds (Funds 10, 20, 40 - Acct 7130 - Cells C29, D29, F29), must equal (Funds 10, 20 & 40 - Acct 8130 - Cells C52, D52, F52).	OK
Transfer of Interest (Funds 10 thru 90 - Acct 7140 - Cells C30:K30), must equal (Funds 10 thru 60, & 80 - Acct 8140 - Cells C53:H53, J53).	OK
Transfer to Debt Service to Pay Principal on Capital Leases (Fund 30 - Acct 7400 - Cell E39) must equal (Funds 10, 20 & 60 - Acct 8400 Cells C57:H60).	OK
Transfer to Debt Service to Pay Interest on Capital Leases (Fund 30 - Acct 7500 - Cell E40) must equal (Funds 10, 20 & 60 - Acct 8500 - Cells C61:H64).	OK
Transfer to Debt Service Fund to Pay Principal on Revenue Bonds (Fund 30 - Acct 7600 - Cell E41) must equal (Funds 10 & 20 - Acct 8600 - Cells C65:D68).	OK
Transfer to Debt Service to Pay Interest on Revenue Bonds (Fund 30 - Acct 7700 - Cell E42) must equal (Funds 10 & 20 - Acct 8700 - Cells C69:D72).	OK
Transfer to Capital Projects Fund (Fund 60 - Acct 7800 - Cell H43) must equal (Fund 10 & 20, Acct 8800 - Cells C73:D76).	OK
3. Summary of Cash Transactions: Beginning Cash Balance on Hand July 1, 2020, (CashSum 4, All Funds), cannot be negative.	
Educational (Fund 10 - Cell C3)	OK
Operations & Maintenance (Fund 20 - Cell D3)	OK
Debt Service (Fund 30 - Cell E3)	OK
Transportation (Fund 40 - Cell F3)	OK
Municipal Retirement/Social Security (Fund 50 - Cell G3)	OK
Capital Projects (Fund 60 - Cell H3)	OK
Working Cash (Fund 70 - Cell I3)	OK
Tort (Fund 80 - Cell J3)	OK
Fire Prevention & Safety (Fund 90 - Cell K3)	OK
Activity Funds (Cell C23)	OK
4. Summary of Cash Transactions: Ending Cash Balance on Hand June 30, 2021, (Page CashSum 4 - All Funds), cannot be negative.	
Educational (Fund 10 - Cell C21)	OK
Operations & Maintenance (Fund 20 - Cell D21)	OK
Debt Service (Fund 30 - Cell E21)	OK
Transportation (Fund 40 - F21)	OK
Municipal Retirement/Social Security (Fund 50 - Cell G21)	OK
Capital Projects (Fund 60 - H21)	OK
Working Cash (Fund 70 - Cell I21)	OK
Tort (Fund 80 - Cell J21)	OK
Fire Prevention & Safety (Fund 90 - Cell K21)	OK
5. Summary of Cash Transactions: Other Receipts, (Page CashSum 4), must equal Other Disbursements, (Page CashSum 4).	
Interfund Loans Payable (Funds 10:60, 80, 90 - Acct 411 - Cells C6:H6, J6:K6) must equal Interfund Loans Receivable (Funds 10:20, 40, 70 - Acct 141 - Cells C15:D15, F15, I15).	OK
Interfund Loans Receivable (Funds 10, 20, 40 & 70 - Acct 141 - Cells C7:D7, F7, I7) must equal Interfund Loans Payable (Funds 10:60, 80, 90 - Acct 411 - Cells C16:H16, J16, K16).	OK

End of Balancing

Evidence-Based Funding (EBF) Spending Plan - (School Districts Only)

School districts are reminded that, in addition to the budget template, they are required to submit an annual EBF Spending Plan. The IWAS application for the EBF Spending Plan will open on August 1, 2020. All EBF Spending Plans are due by September 30, 2020. The budget template is envisioned to include the EBF Spending Plan by FY 2023. More information is available at www.isbe.net/ebfspendingplan. Questions not addressed there may be directed to ebfspendingplan@isbe.net.